

# SCPV - TEMPEST – 16A - Shielded Room Filters

Silicon CPV's TEMPEST Shielded Room filters have been designed for use within stringent TEMPEST environments and applications, for attenuation from 10KHz – 40GHz at 100dB.

Shielded rooms require high levels of attenuation to ensure no conducted or radiated emissions are either imported or exported from the room.

Silicon CPV filters come in 2 or 4 wire options with current ratings of up to 250A per phase. The filters are manufactured in rugged steel enclosures, plated and painted, providing a robust filter solution.



## Typical Applications, Technical and Commercial benefits

- Shielded rooms and enclosures
- Military and IT installations
- Computer rooms
- High current capability - compact size
- High common & differential mode insertion loss
- Improved low frequency performance
- Optional input transient suppression to suit unique applications
- Assists in compliance with prevailing EMC directives
- State of the art technology ensures superior performance
- Small size - Reduced weight - Simple mechanical and electrical installation
- Compliant with relevant BS, VDE, UL, CE & CSA safety standards
- Conforms to MIL-STD 220A and the electrical characteristics of MIL-F-15733-28 Rev F:2003
- IEC 60939-2-2005/AMD1:2023 compliant
- Filters comply with basic requirements of the EMC directive 2014/30/EU
- RoHS compliant

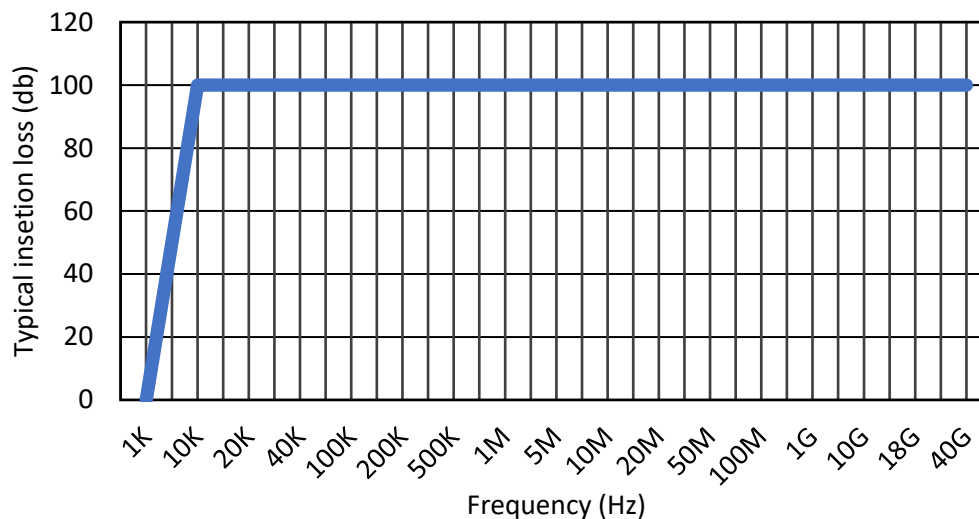
SCPV TEMPEST Model No	Current AC (A)	Voltage AC (V)	No of wires	Max AC (V)	Dimension L-W-H mm	Typical Earth Leakage mA (worst case)			Phase	Inductance per line (Typical) mH	Transient Energy Absorption (Typical)
						Std	LE	400Hz			
16A2SR	16	230	2	275	560,175,105	500	20	500	Single	5	75J opt
16A4SR	16	400	4	520	560,175,105	500	20	500	Three	5	75J opt

### Ratings and Characteristics

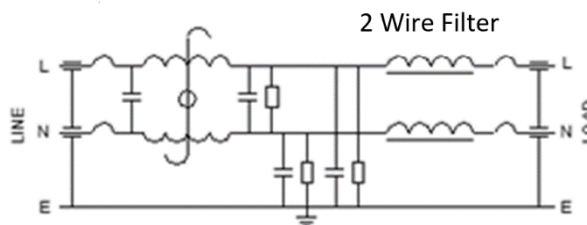
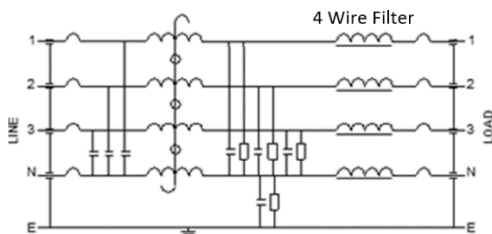
Storage Temp Range	-25°C to 85°C
Case material	Steel
Operating Temp Range	-20°C to 50°C
Termination Type 16A	Bolt size M5
Conforms to	MIL-STD 220A MIL-F-15733-28 Rev F:2003

Max Temp Rise @Full Load	<35°C	
Max AC Volt Drop @ Full load	<2V/Line	
Weight Kg (approx.) 16A	2 wire 5	4 wire 10

### Performance Characteristics and Insertion Loss Curves



### Schematics



### Part No and Ordering Information

Order Part No	Product Description
<b>SCPVSHIELD16A2SR</b>	SCPV - TEMPEST Shielded Room 16A 2 Wire Filter Single Phase
<b>SCPVSHIELD16A4SR</b>	SCPV - TEMPEST Shielded Room 16A 4 Wire Filter Three Phase